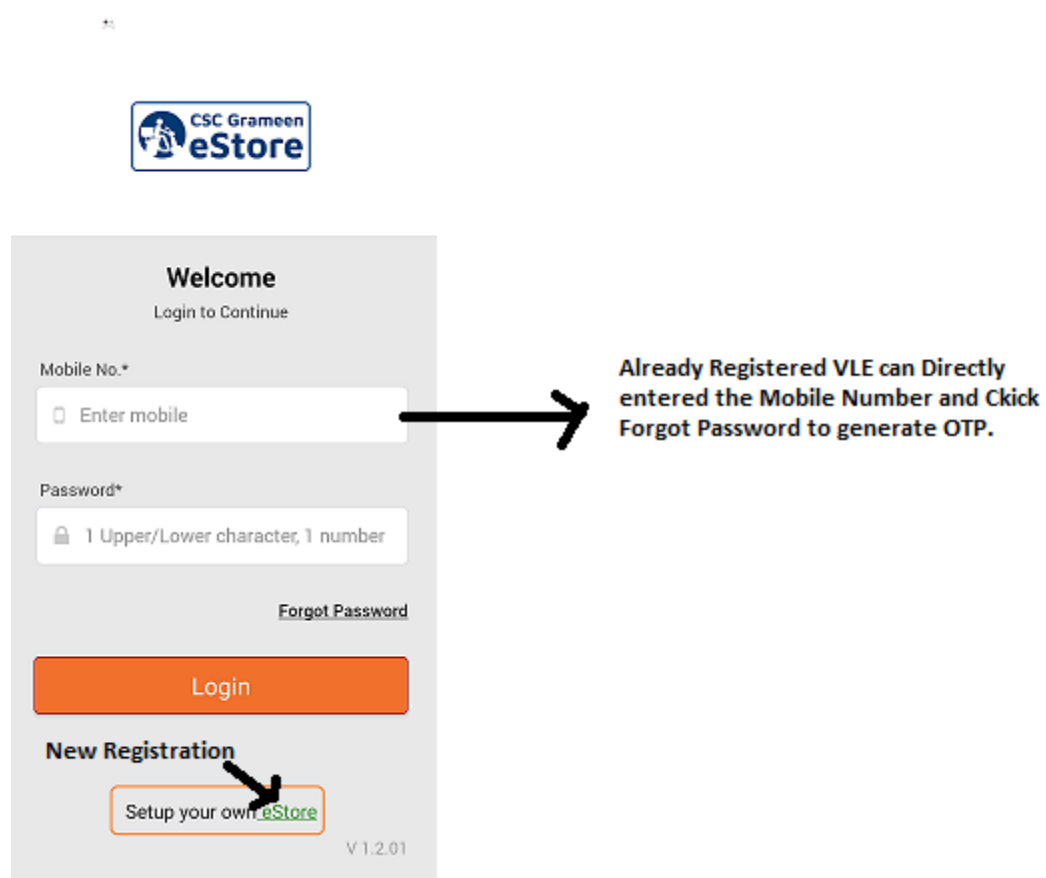


Download eStore Application from www.cscestore.in





1. VLE Application.
2. Customer Application.

New Registration:

1. Download the VLE App.
2. Select



New Register Details:

Register

Fill your details, You will be approved by us.*

Use my current location

Name*

Email

Mobile No.*

Date Of Birth (Optional)

eStore Name*

Flat, House no., Building, Company, Apartment*

Area, Colony, Street, Sector*

Village/Town/City*

Landmark

PIN code*

PIN code*

Slate*

District*

Password*

Confirm Password*

Type

CSC Id*

FSSAI registration Number

Census Code*

Submit

Already registered your store [Login here](#)

3. VLE need to complete the Registration format. Click Submit.
4. VLE data will be stored and it will get Approved.